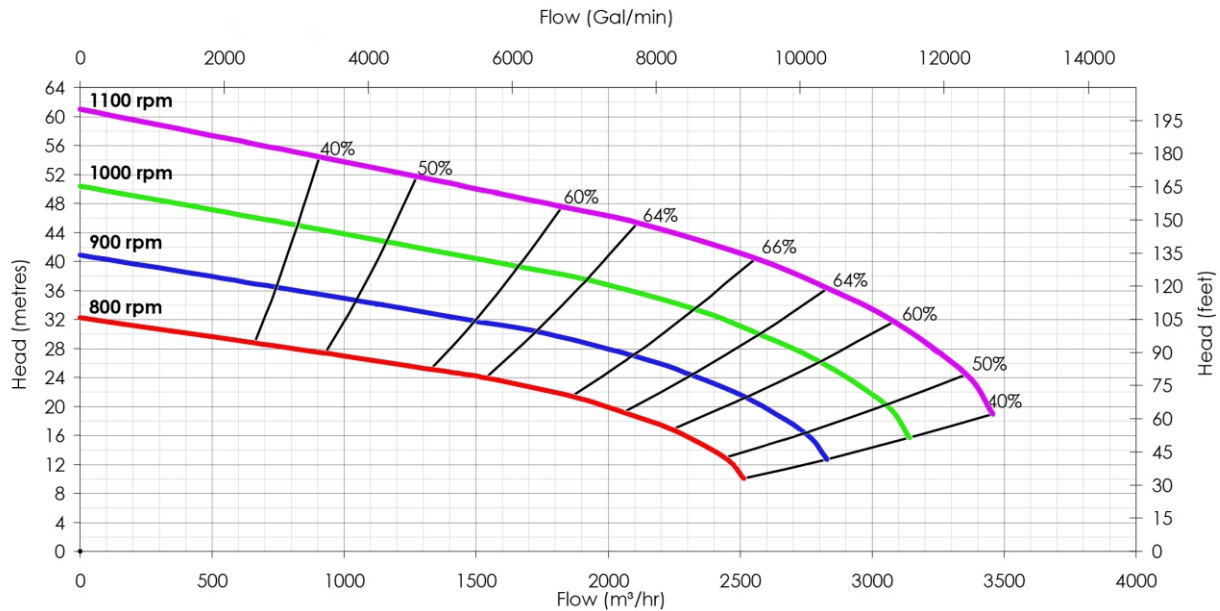


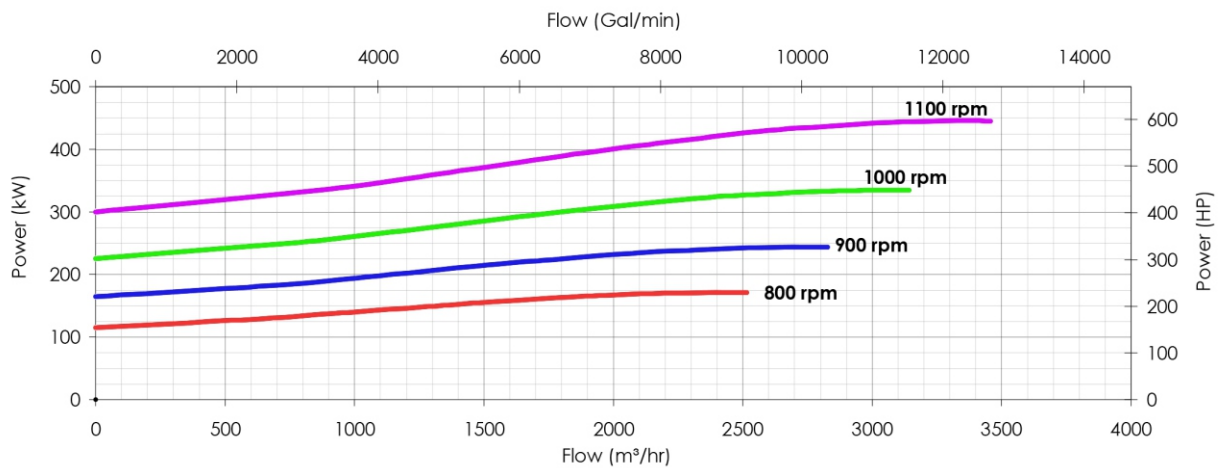
## LOW HEAD DISCHARGE - DUTY POINT - 40M @ 2500 M3/hr

<b>Pump Type:</b> De-watering (surface)	<b>Engine Rating (kW/HP):</b> 475Kw@1100 rpm	<b>Model Number</b> LP 600x500-600	<b>Total Head (m):</b> 60
<b>Pump Serial Number:</b> LP 600x500	<b>Max impeller dia</b> 610 mm	<b>Type of impeller</b> 3 Vane Semi open impeller	<b>Max. Discharge (m3/hr):</b> 3500
<b>Delivery Size (inch):</b> 500 mm or 20"	<b>Suction size</b> 600 mm or 24"	<b>Max Impeller Dia</b> 610 mm	<b>Speed Range(rpm)</b> 800 - 1100
<b>Number of Stages in Pump:</b> 1	<b>Efficiency</b> 66%	<b>Max. solid handling</b> 100 mm or 4"	<b>Max working Pressure</b> 6 bar

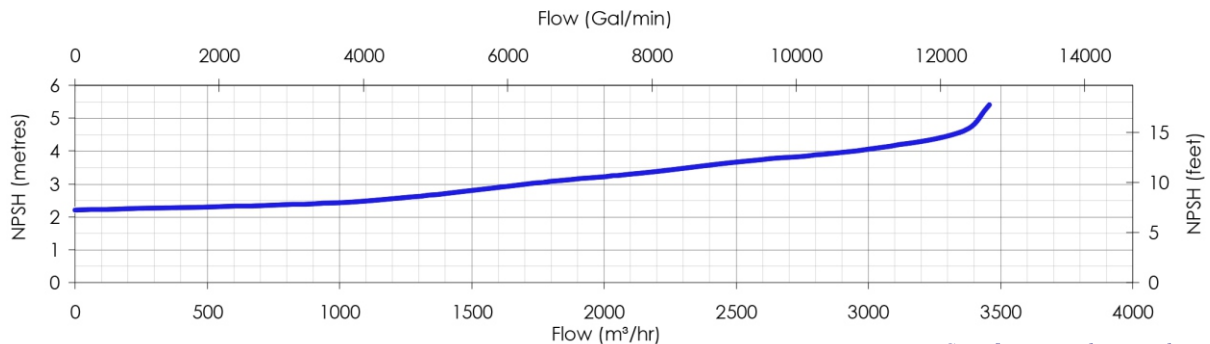
### Performance Curve



### Power



### NPHS



Specifications subject to change without notice

## INDRA HYDRO TECH PUMPS PVT LTD

No.85/M, Ground Floor, Industrial Suburb, 2nd Stage, Tumkur Road, Yeshwanthpur, Bangalore 560 022, Karnataka, INDIA  
 Tel.: +91 80 4163 5638, Mob.: +91 87621 48219 / 80736 22800, Email: sales@ihpumps.in, Web: www.ihpindia.in